



PROJECT OVERVIEW & TEST RESULTS COMMERCIAL BROILER TRIALS

Better Biosecurity implemented its 3-step air, surface, and water disinfection program at two commercial broiler farms located in Eastern Pennsylvania. The project objective was to measure post-treatment performance relative to historical performance by comparing mortality rates, weight gain, feed conversion and condemn rates as well as peer ranking and payout amounts. The disinfection program included three (3) Better Biosecurity products: Micro-Spray System, Paerolyte Tabs, and Litter Magic. The test was completed on four (4) consecutive flocks at the Game Farm location (small barns) and three (3) consecutive flocks at the TA Farm location (large barns).

Table 1 – GAME FARM

| Weekly Grower Ranking Report | | | | | | | | | |
|------------------------------|-----------------|------|--------------|------------|-----------------|--------|--------------|-------------|------------------|
| GAME FARM | | | | | | | | | |
| Flock # | Settlement Date | Rank | Point Spread | Avg Weight | Feed Conversion | % Live | Farm Condemn | Pay Amount | Increased Payout |
| #4 | 11/9/24 | 1 | 0.0240 | 7.52 | 1.5961 | 96.70 | 0.1480 | \$33,108.99 | \$18,896.73 |
| #3 | 8/10/24 | 1 | 0.0169 | 7.83 | 1.6511 | 97.15 | 0.0530 | \$28,394.75 | \$14,182.49 |
| #2 | 5/25/24 | 1 | 0.0183 | 7.49 | 1.6432 | 96.31 | 0.1090 | \$30,393.54 | \$16,181.28 |
| #1 | 3/9/24 | 2 | 0.0133 | 7.91 | 1.7372 | 93.99 | 0.2950 | \$26,863.23 | \$12,650.97 |
| | 12/16/23 | 10 | (0.0133) | 6.25 | 1.7585 | 93.03 | 0.5250 | \$14,212.26 | |
| | | | | | | | | | \$61,911.47 |

The Better Biosecurity program was first implemented at Game Farm in December 2023 and the initial Settlement Date was March 9, 2024. The grower improved its ranking to 2 from 10 and almost doubled the previous payout. The grower has been ranked 1 for three (3) consecutive settlements. Over the course of 4 flocks, the grower has increased livability an average of 3%, increased average weight in excess of 1 pound, lowered average feed conversion over 10 points, lowered average condemnation rates by 80% and earned almost \$62,000 in additional payout compared to the last pre-treatment payout.

| RANKING REPORT - Settlement Date - 8/10/2024 | | | | | |
|--|-------------|--------|-----------------|--------|--------------|
| Rank | Avg. Weight | ADG | Feed Conversion | % Live | Point Spread |
| 1 | 7.83 | 0.1598 | 1.6511 | 97.15 | 0.0169 |
| 2 | 7.34 | 0.1498 | 1.6495 | 96.93 | 0.0122 |
| 3 | 7.13 | 0.1455 | 1.6333 | 94.51 | 0.0105 |
| 6 | 7.03 | 0.1435 | 1.6793 | 95.20 | 0.0025 |
| 7 | 6.83 | 0.1393 | 1.6919 | 95.36 | (0.0018) |
| 8 | 6.82 | 0.1365 | 1.7030 | 91.21 | (0.0075) |
| 9 | 6.77 | 0.1410 | 1.7226 | 94.25 | (0.0085) |
| 10 | 6.31 | 0.1314 | 1.6875 | 94.29 | (0.0090) |
| 11 | 6.75 | 0.1379 | 1.7413 | 95.79 | (0.0103) |
| 12 | 6.26 | 0.1277 | 1.7061 | 95.79 | (0.0114) |

The Ranking Report on the 8/10/24 Settlement Date shows Game Farm and TA Farm ranked 1 & 2 with 97% livability, high average daily gain and low feed conversion.



Table 2 – TA FARM

| Weekly Grower Ranking Report | | | | | | | | | |
|------------------------------|-----------------|------|--------------|------------|-----------------|--------|--------------|-------------|------------------|
| TA FARM | | | | | | | | | |
| Flock # | Settlement Date | Rank | Point Spread | Avg Weight | Feed Conversion | % Live | Farm Condemn | Pay Amount | Increased Payout |
| #3 | 11/9/24 | 4 | 0.0043 | 7.05 | 1.6977 | 97.43 | 0.0860 | \$30,802.44 | \$8,290.92 |
| #2 | 8/10/24 | 2 | 0.0122 | 7.34 | 1.6495 | 96.93 | 0.0660 | \$31,975.25 | \$9,463.73 |
| #1 | 5/25/24 | 2 | 0.0156 | 7.16 | 1.6470 | 97.72 | 0.1210 | \$36,122.81 | \$13,611.29 |
| | 3/9/24 | 11 | (0.0020) | 7.34 | 1.7877 | 91.95 | 0.7210 | \$22,511.52 | |
| | | | | | | | | | \$31,365.94 |

The Better Biosecurity program was first implemented at TA Farm in March 2024 and the initial Settlement Date was May 25, 2024. The grower improved its ranking to 2 from 11 and increased the prior payout by over \$13,000. Over the course of 3 flocks, the grower has increased livability an average of 5%, increased average weight in excess of 1 pound, lowered average feed conversion over 12 points, lowered average condemn rates by 80% and earned over \$31,000 in additional payout compared to last pre-treatment payout.

AVERAGE DATA RESULTS

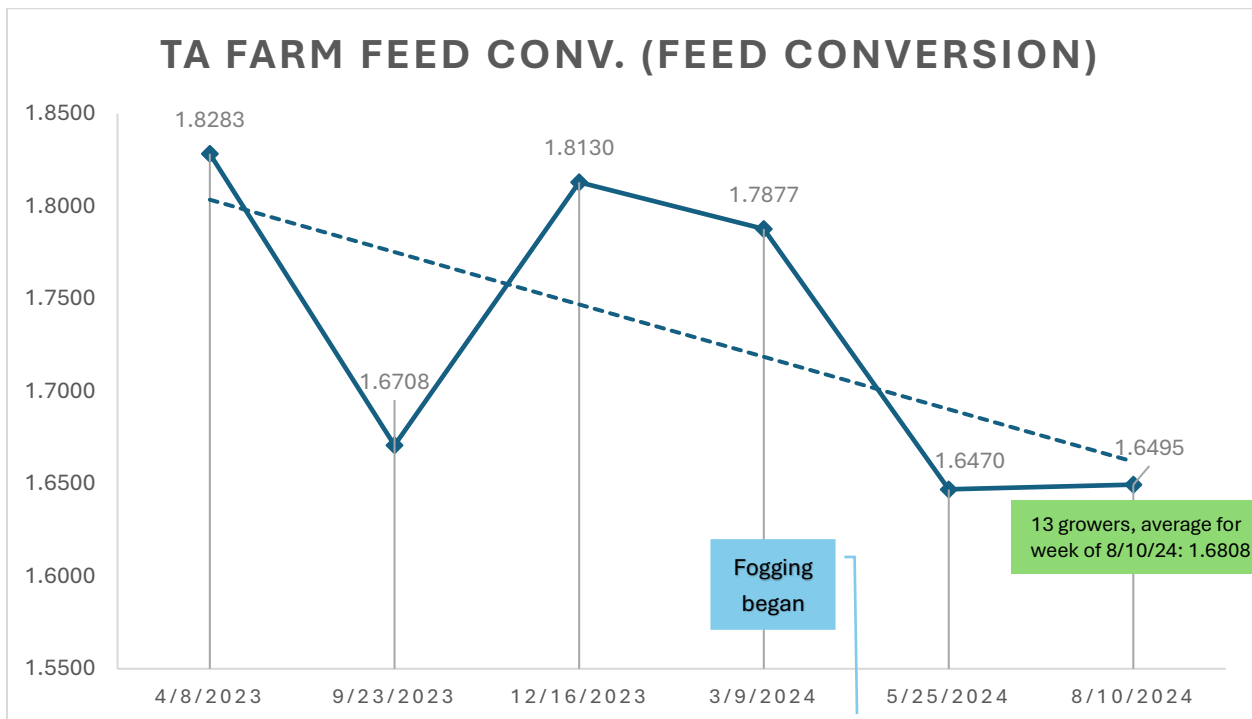
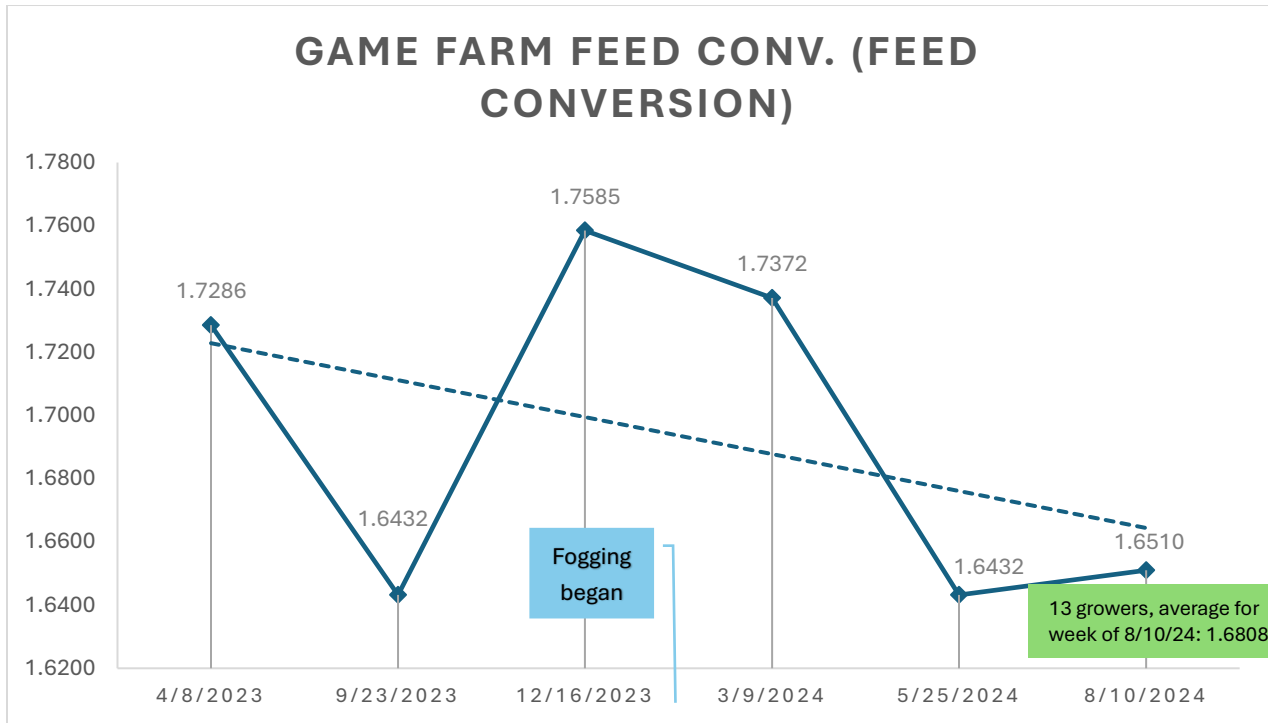
GAME FARM

Livability: ↑ 3%
 Weight Gain: ↑ 1 lb+
 FCR: ↓ 10 points
 Condemn: ↓ 80%
 Payout: ↑ \$62,000

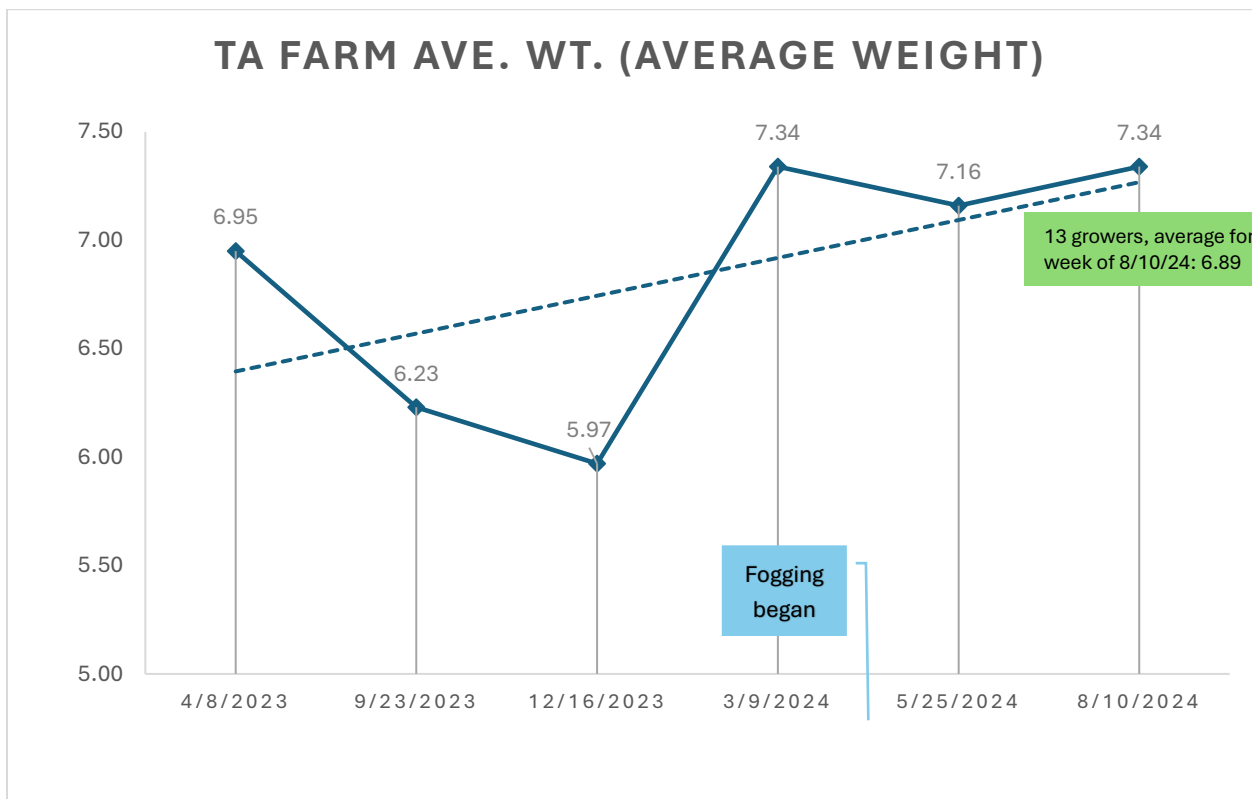
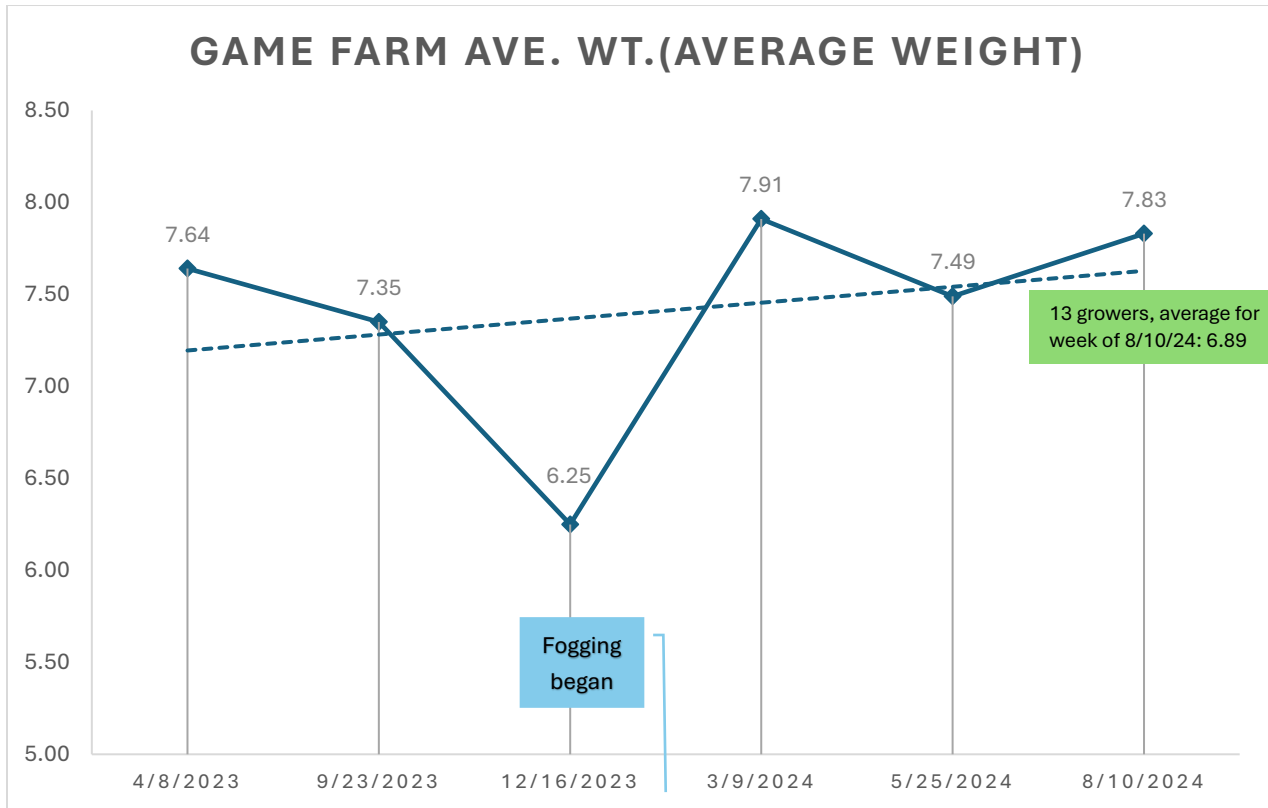
TA FARM

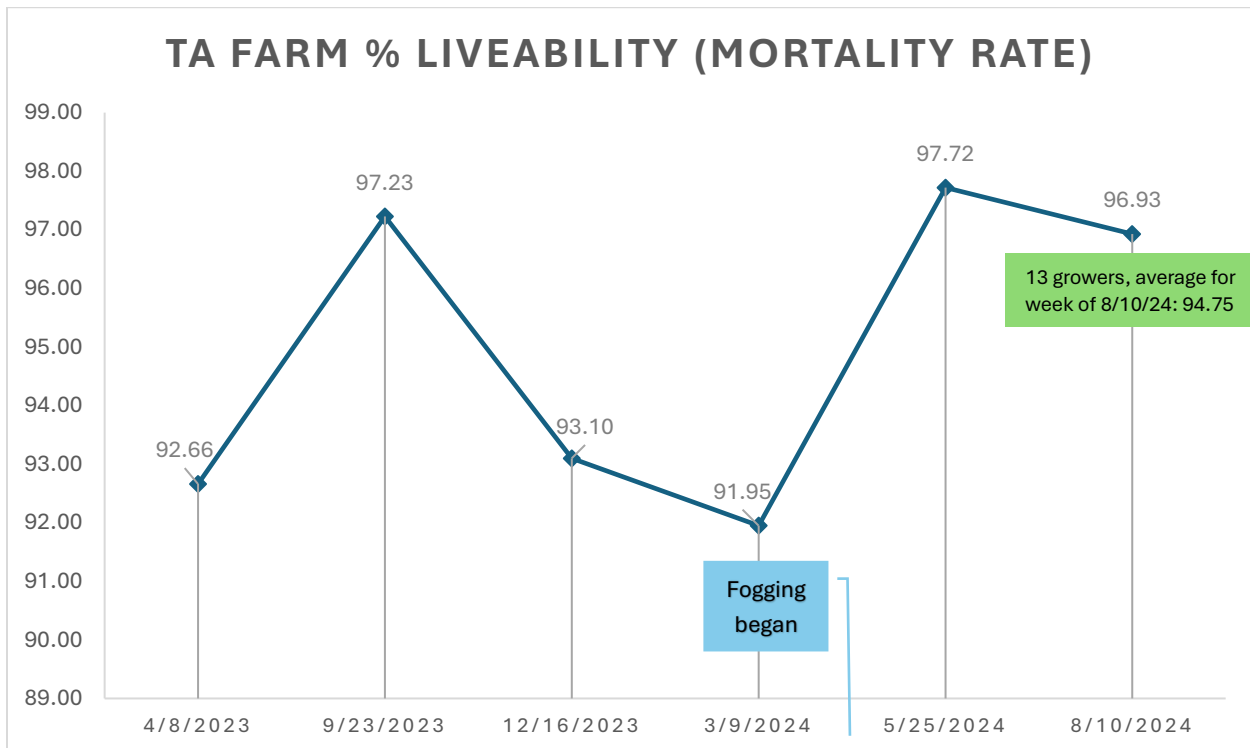
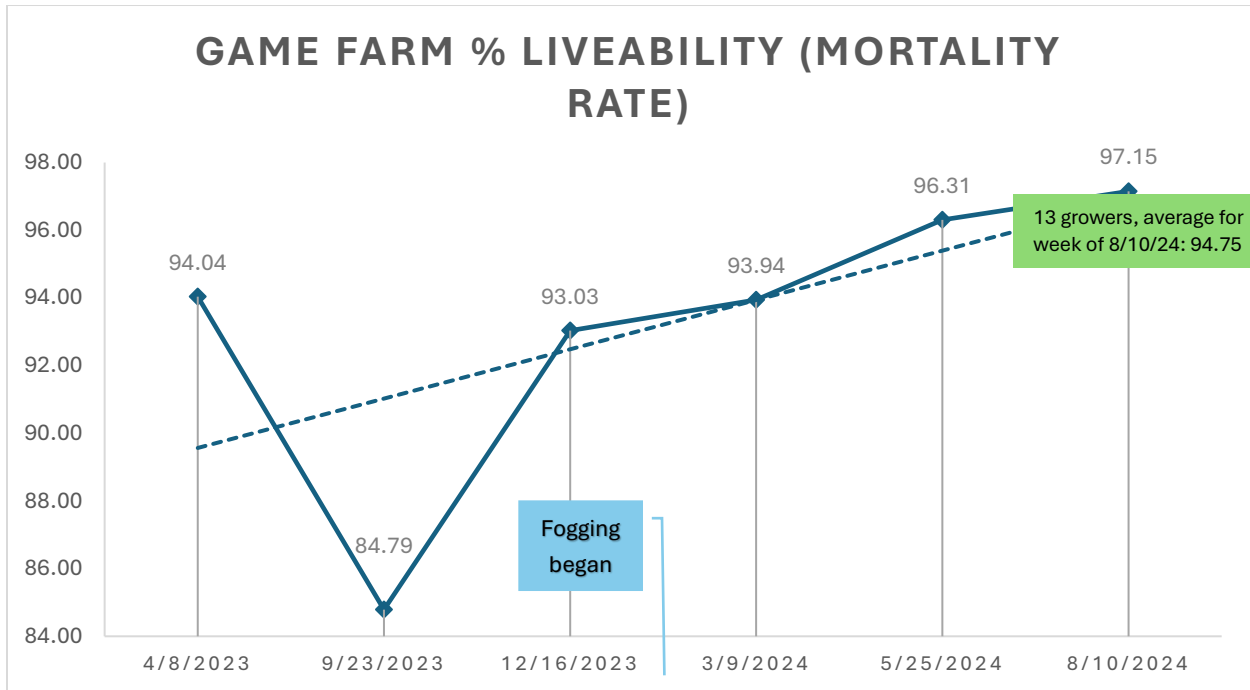
Livability: ↑ 5%
 Weight Gain: ↑ 1 lb+
 FCR: ↓ 12 points
 Condemn: ↓ 80%
 Payout: ↑ \$31,000

SEE GRAPHS OF GAME FARM AND TA FARM RESULTS BELOW

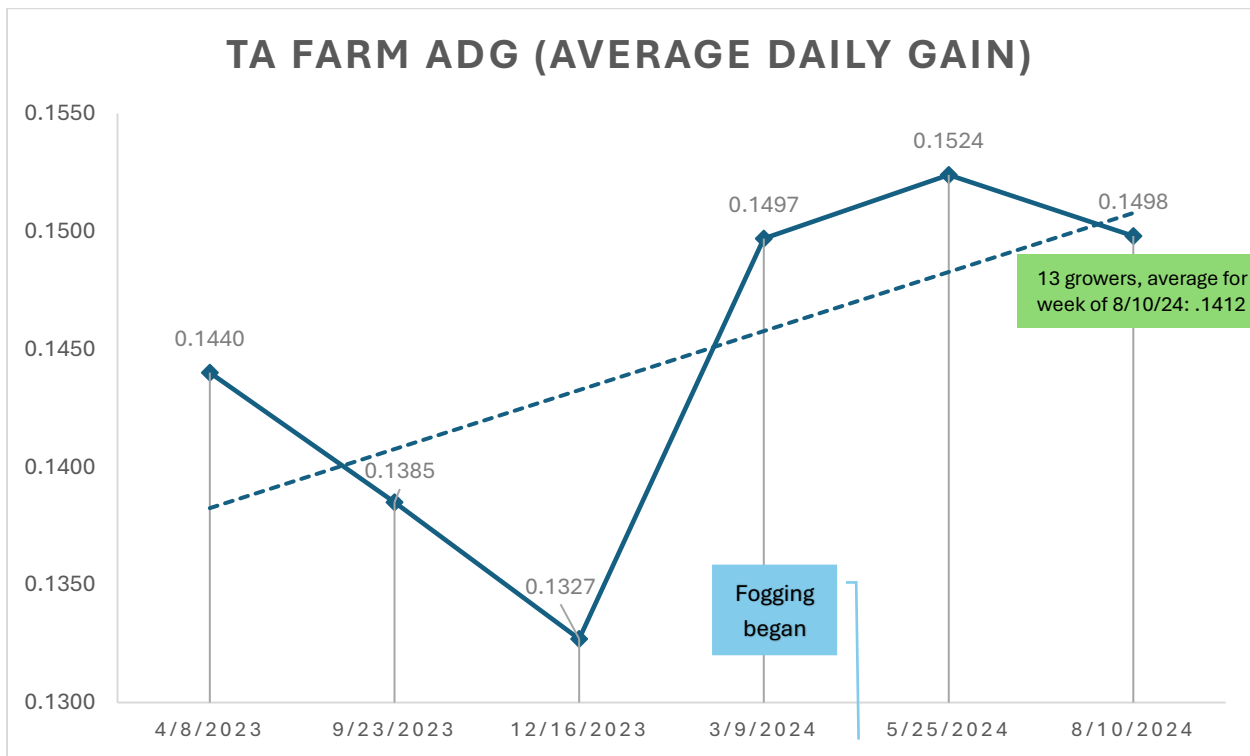
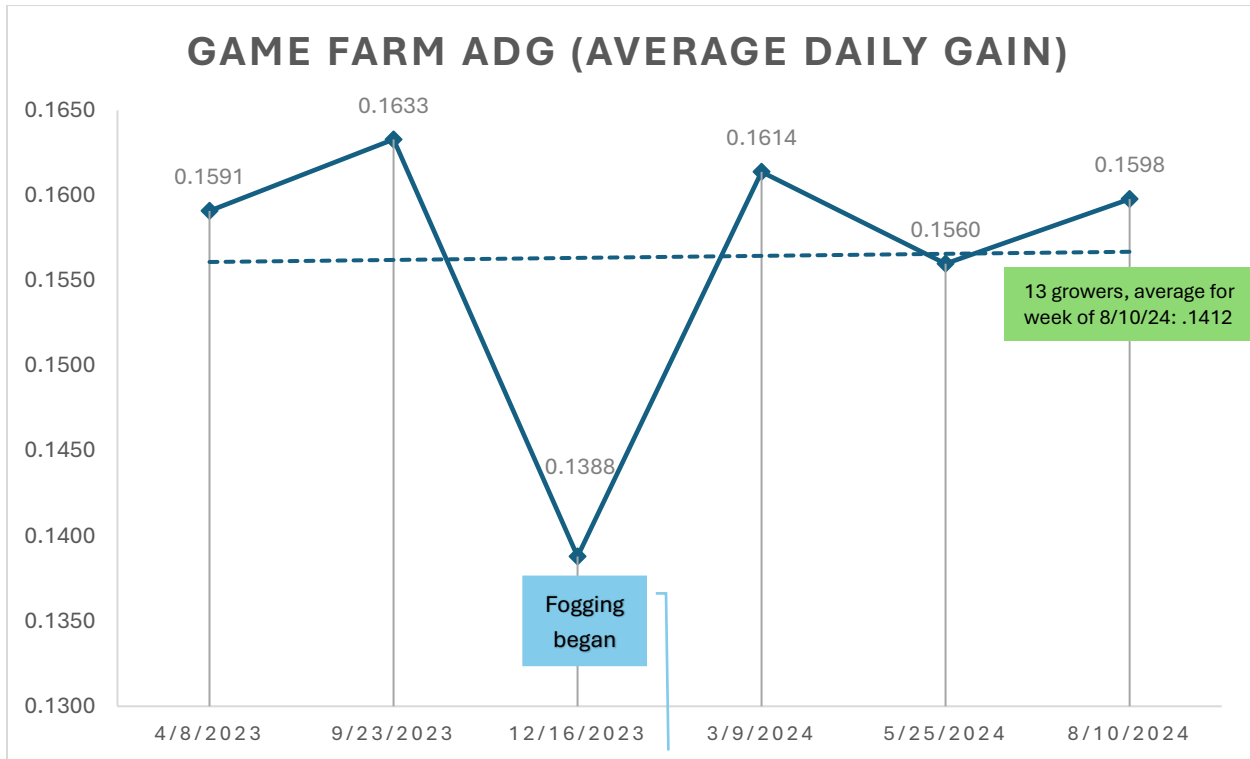


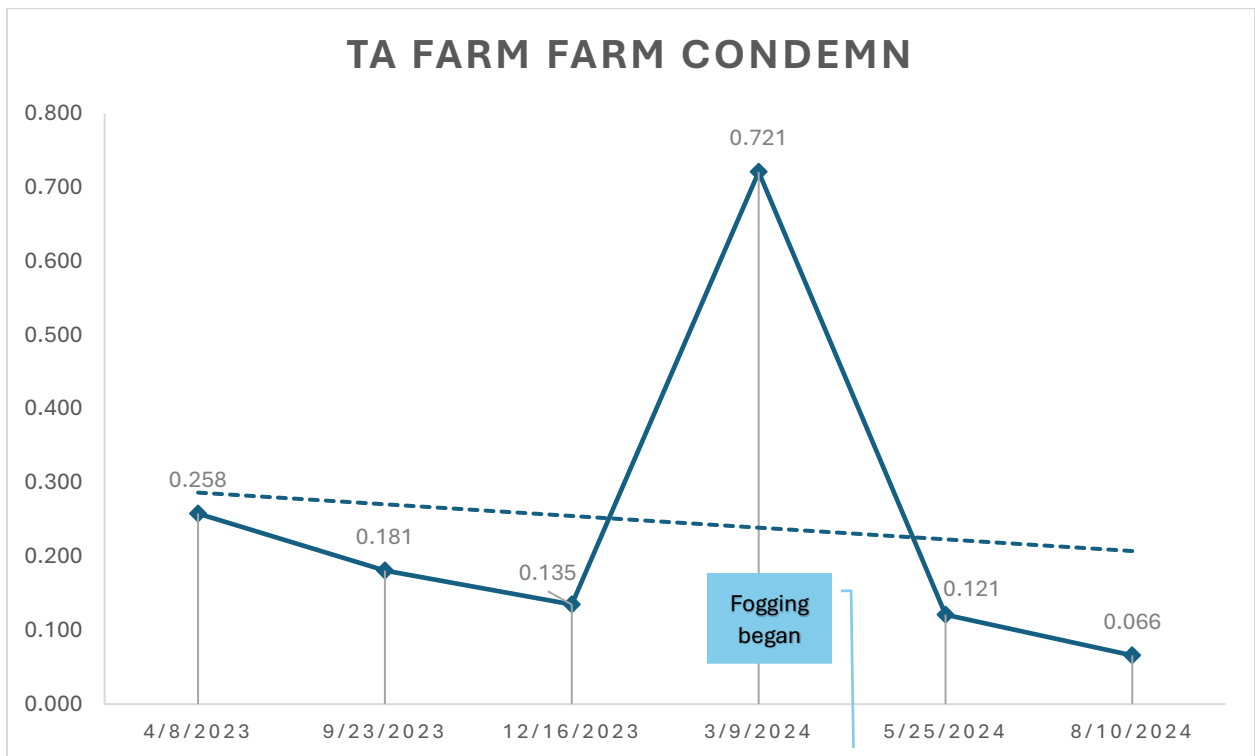
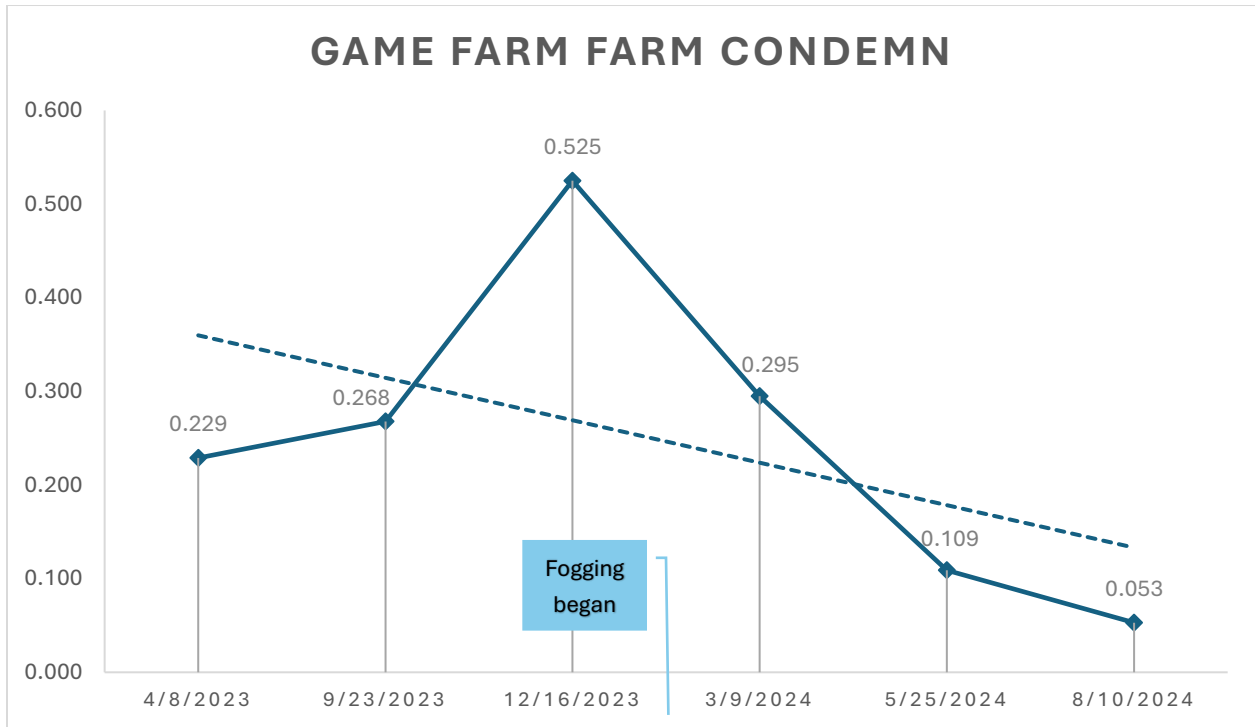
FOGGING PROGRAM



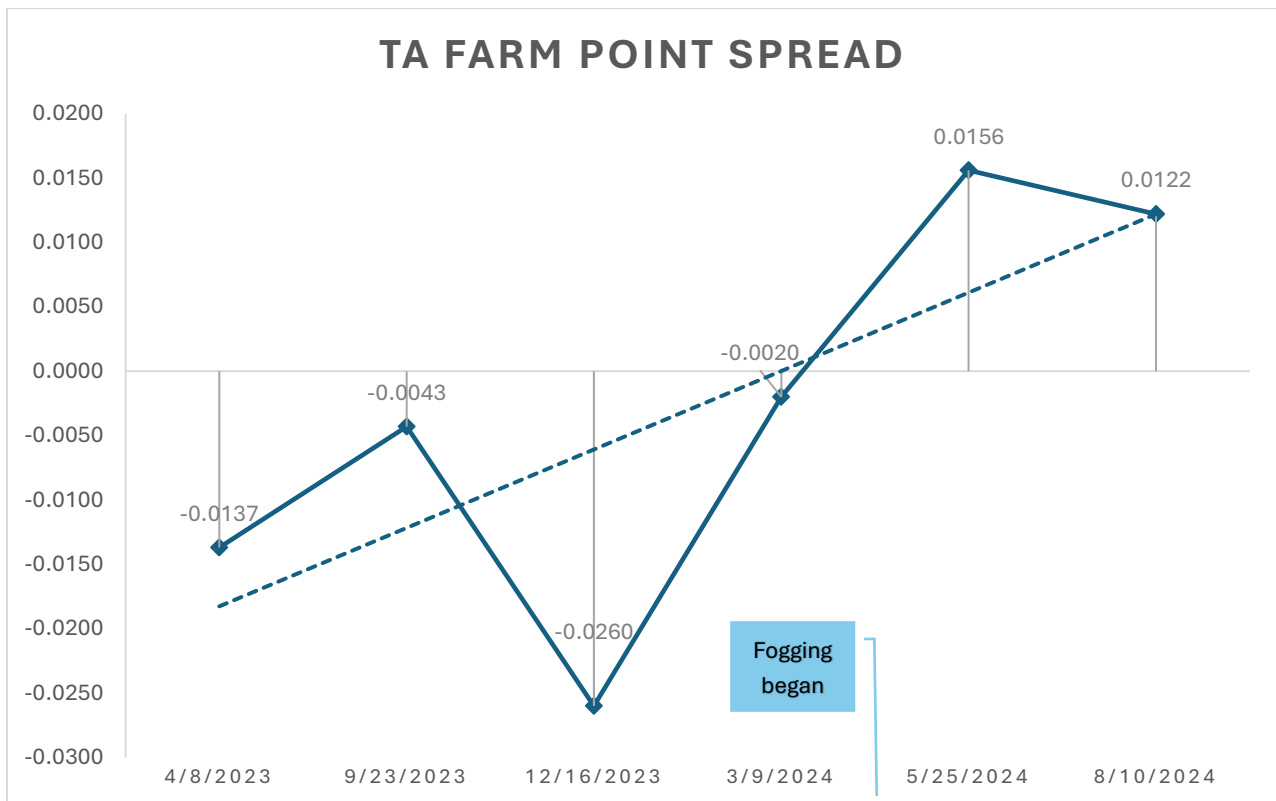
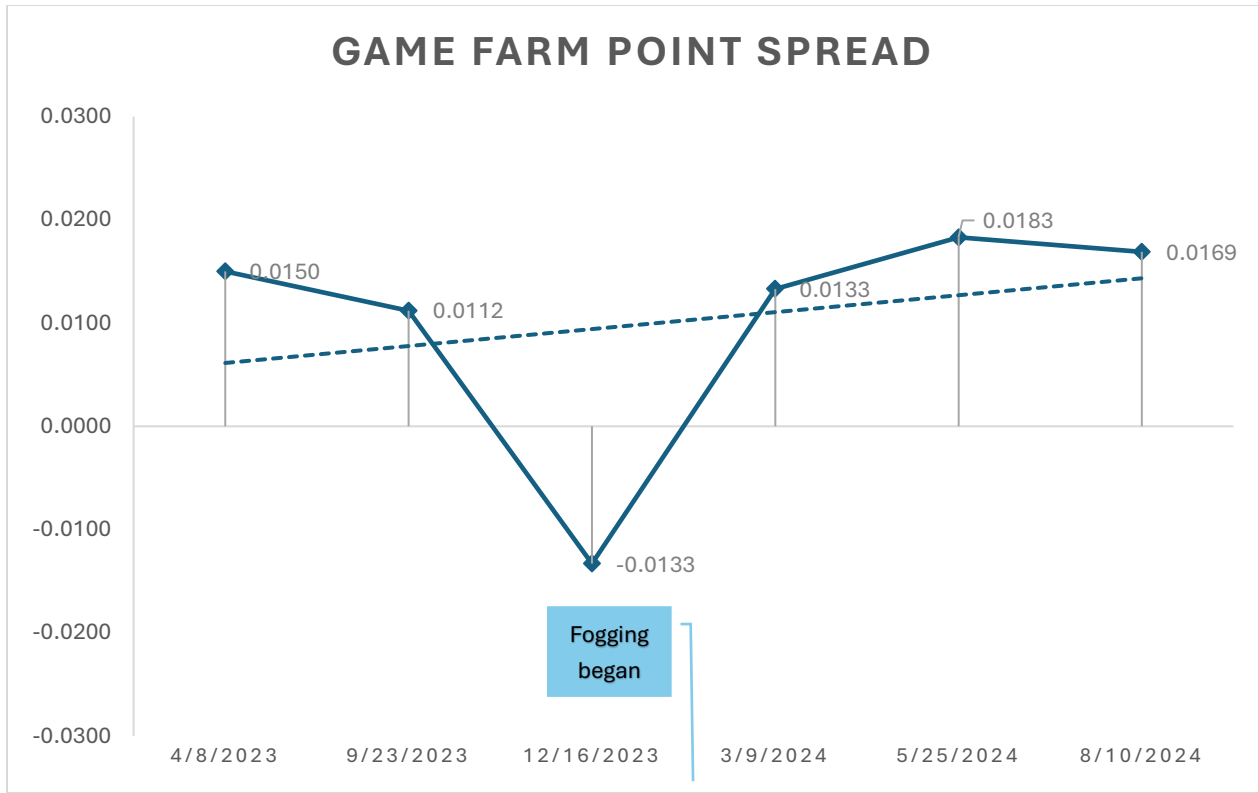


FOGGING PROGRAM



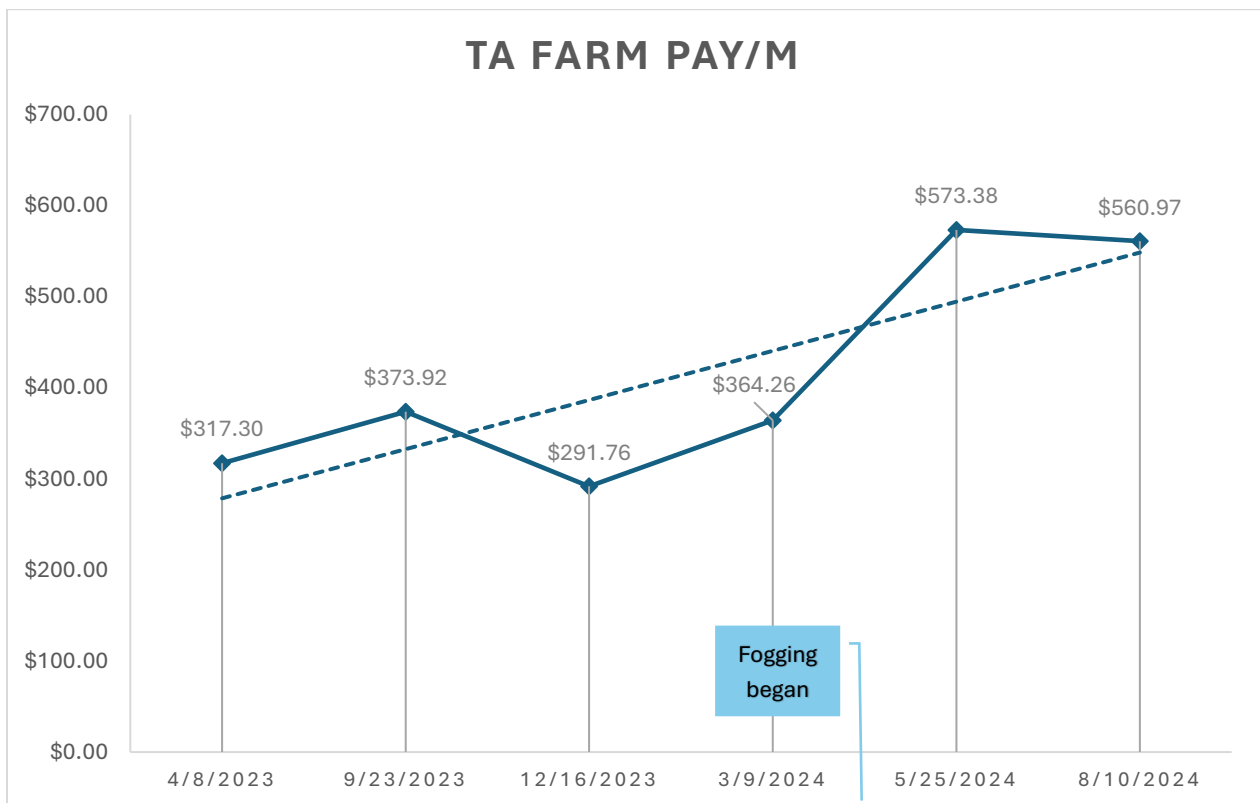
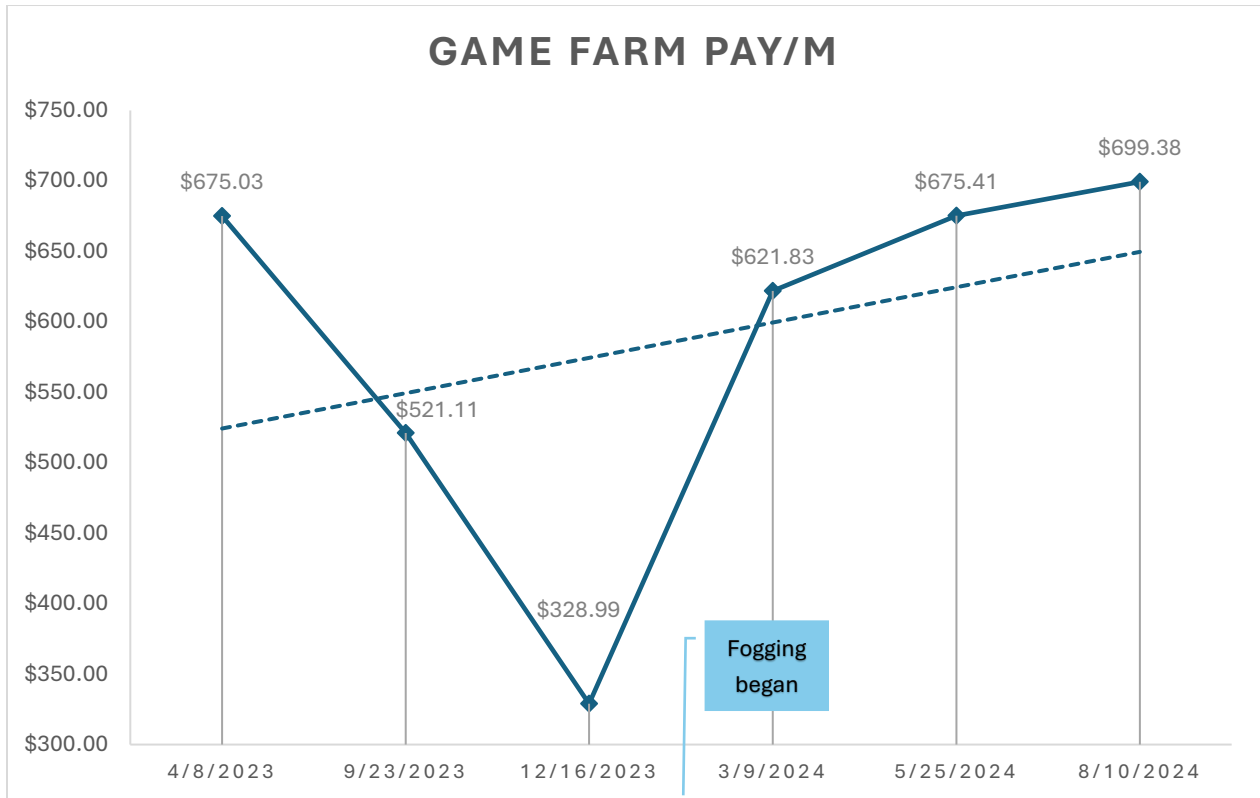


FOGGING PROGRAM



218 Evergreen Drive
Lena, IL 61048
815-801-1020

FOGGING PROGRAM



218 Evergreen Drive
Lena, IL 61048
815-801-1020

